


How Do I Access MyChart?

Using a Computer/Desktop



Go to www.EvanHospital.com/MyChart

Click 'Create Account'

A screenshot of the MyChart 'User Registration' form. The form is titled 'Identify Yourself' and includes various input fields for personal information. The fields are: Full Legal Name (First and Last), Address (Street, City, State, Zip), Last four digits of Social Security Number, Sex (dropdown), Date of Birth (Month, Day, Year), Email, Mobile Phone #, Your primary organization (dropdown), and Medical Record Number (Optional). There is also a checkbox for 'Have you been seen at your selected primary organization in the past?'. A 'SUBMIT REQUEST' button is at the bottom.

Fill out the form and click 'Submit Request'


You will then be prompted to create a username, password, and determine security questions.

Is my Evangelical Community Hospital medical record in MyChart?



Once logged in click the Menu button



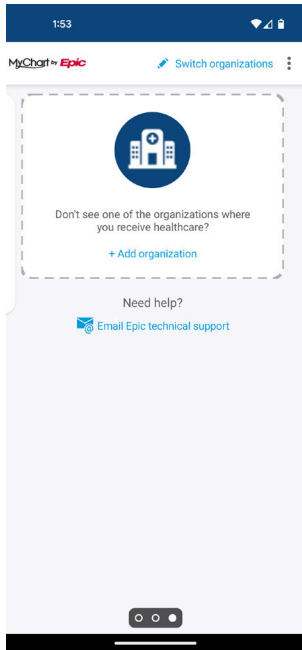
 Request For Medical Records (Evangelical)

Scroll down under My Record to see if 'Request for Medical Records (Evangelical)' appears in the menu.

Need help? Call 570-849-6917

How Do I Access MyChart?

Using a Mobile Device

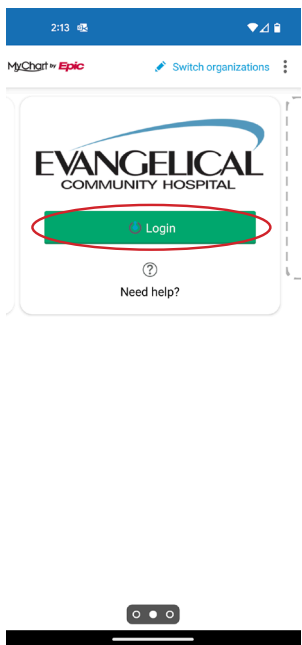


On your mobile device, open the Apple App Store (if you have an iOS device), or the Google Play Store (if you have an Android device).

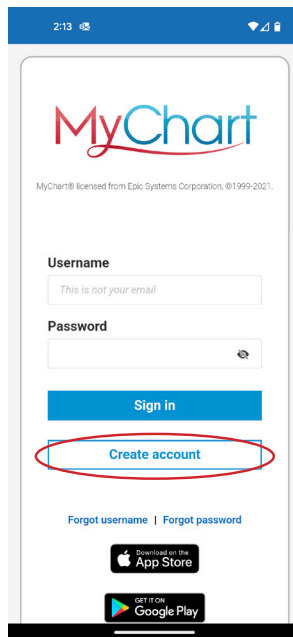
Search for MyChart and download the app.

Open the app and click '+Add Organization'

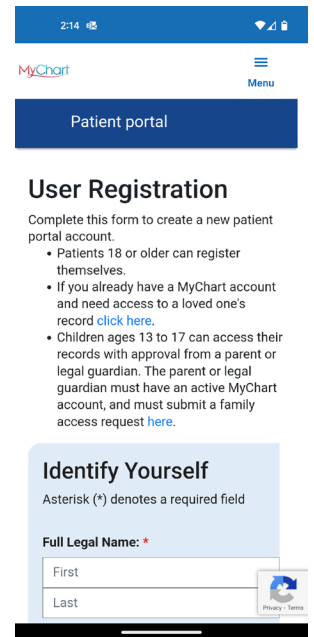
Search for 'Evangelical Community Hospital'



Click 'Login'



Click 'Create Account' and fill out the form



Is my Evangelical Community Hospital medical record in MyChart?



Once logged in click the Menu button

Request For Medical Records (Evangelical)

Scroll down under My Record to see if 'Request for Medical Records (Evangelical)' appears in the menu.

Need help? Call 570-849-6917